



*Classical
Beauty*

LUMO
COLLECTION

**PRODCUT SIZE:
75x300mm**



CAPTIVATING
TEXTURE OF

LUMO
COLLECTION

PRODCUT SIZE:
75x300mm

LUMO
PEARL

LUMO
MIST

LUMO
RUST

LUMO
TIDE

LUMO
PETAL

LUMO
HAVEN



ARCHITYLEZZ

BEYOND TILES. BEYOND IMAGINATION

A NATURAL AND CLASSIC DECOR



in 10mm
Thickness

Features & Advantages



Chemical
Resistance



Heat & Fire
Resistance



Abrasion
Resistance



High Tensile
Strength



Less Water
Absorption



Environment
Friendly


LUMO
COLLECTION

Size:
75x300mm

Glossy
Finish

10mm
Thickness

LUMO TIDE




[16 Faces]



LUMO
COLLECTION

Size: 75x300mm	Glossy Finish	10mm Thickness
-------------------	------------------	-------------------

LUMO RUST
AR-LR-212-SB



[16 Faces]




LUMO
COLLECTION

Size:
75x300mm

Glossy
Finish

10mm
Thickness

LUMO PETAL
AR-LP-213-SB




[16 Faces]



LUMO PEARL

AR-LP-214-SB




[16 Faces]



LUMO
COLLECTION

Size: 75x300mm	Glossy Finish	10mm Thickness
-------------------	------------------	-------------------

LUMO HAVEN
AR-LH-215-SB




[16 Faces]



LUMO MIST

AR-LM-216-SB



[16 Faces]





TECHNICAL SPECIFICATION

CHARACTERISITICS	EURO STANDARD	COLORTILE TILES
DIMENSION & SURFACE QUALITY		
Dimension & Surface Quality	± 0.5%	± 0.2%
Deviation in thickness	± 0.6%	± 0.2%
Straightness of sides	± 0.3%	± 0.2%
Rectangularity	± 0.5%	± 0.3%
Surface Flatness	± 0.5%	± 0.3%
Surface Quality	± Min 95%	± Min 96%

PHYSICAL PROPERTIES

Water Absorption	> 10 %	≥ 10 %
Bend Strength	> 150Kg./Cm	> 200-250Kg./cm
Scratch Hardness (Moh's)	Min 3	Min 3
Crazing	1 Cycle	No Craxing at 2 Cycle

CHEMICAL PROPERTIES

Staining Resistance	Min Class 2	Resistance to All Acids And Alkalies
Household Chemical	Min Class B	Household Chemicals Except Hydro Fluric Acid

THERMAL PROPERTIES

Thermal Shoke	Resistant to 10 Cycle	Conforms
Thermal Expansion	Max-9E-06	Conforms

PACKING DETAILS

Dimension	Tiles per Box (pcs.)	Area Coverage per Box (sq.ft.) Approx	Area Coverage per Box (sq.mt.) Approx	Weight per Box (kg.) Approx	Thickness(mm) Approx
75x300mm	20	4.30	0.40	6.15	10.00

Note:

- 01) Size/shade variation is inherent in ceramic tiles, in case of any complain its should be brought to our dealer's notice before laying the tiles
- 02) Color Shown are indicative only. Check actual tiles for exact color.
- 03) The information contained in this catalogue are accurate as possible, but cannot be contained as legally binding.
- 04) Customers are advised to inspect a sample of the tiles before ordering.
- 05) The company reserved the right to change the specification without prior notice.

Product Applications:

 Hospital	 Mall	 Religious Place	 Theater	 House	 Discotheques	 Airport	 Café / Bar
---	---	--	--	--	---	--	---



ARCHITYLEZZ
BEYOND TILES. BEYOND IMAGINATION